

SciLution

บริษัท ชาญล้ำ จำกัด Scilution Co., Ltd.

www.scilution.co.th | Youtube : SCILUTION

Tel : 02 964 8018 | Line ID : @scilution




XUE up to **300°C**

XUE RANGE

UNIVERSAL OVENS ESSENTIAL

XUE UNIVERSAL OVENS ESSENTIAL

Our universal ovens XUE are suitable for all applications for drying, heating, heat preservation, sterilization with hot air, component aging, curing, thermal tests... in laboratories and industries.



An accurate temperature control.

C3030 PID electronic controller. Easy to use. Precision: 0.1°C, Measurement by PT100 probe. 1 program with 8 steps max: 4 programmable heating-up ramps and 4 temperature maintenance levels. Monitoring of your current program. Pause or stop the program. Repeat loop. Display of the setpoint and measured temperature, and the heating power used. Tracking alarm to prevent temperature overshoots. RS485 multi-point modbus communication to control several ovens on the same network. Independent electronic fan speed control, 4 speeds adjustable.



Loading shelves

2 shelves provided with anti-tilting guide bars. Multiple levels of loading

Tightness of the door

Long-lasting removable stabilized silicone seal. Closing of the door in two points.

Efficient heating

Heating elements ideally placed in the air flow. Rapid heating-up



8 sizes from 32 to 980 liters



XUE032

XUE058

XUE112

XUE225

XUE343

OPTIONS



1 Door with viewing window



2 Electromagnetic lock



3 C6000 Touch screen




4 Nitrogen filling device



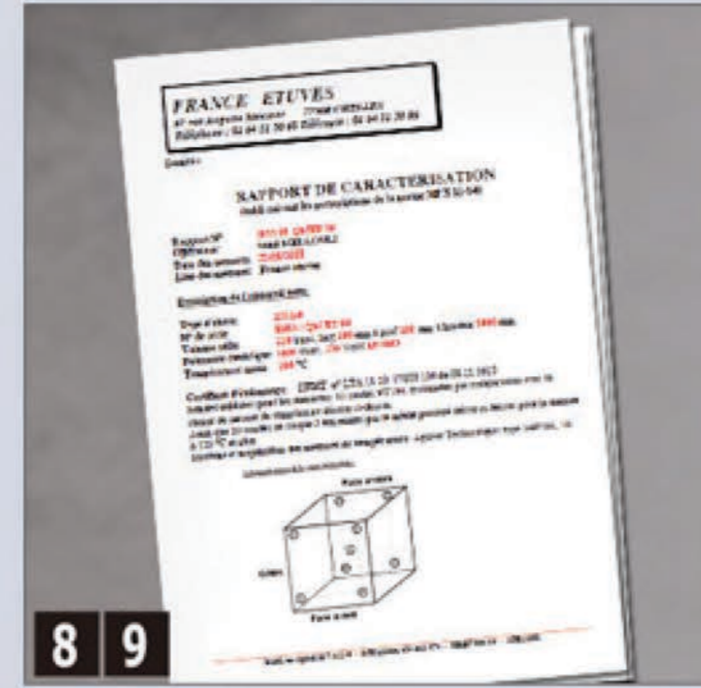
5 Air outlet extractor



6 Air cooling extractor



7 Entry port φ 60 mm



8 9 Calibration/Homogeneity control

- 1 Door with viewing window**
Allows you to see and control the interior of the oven. This option influence the surface temperature at the window, the power consumption and the uniformity of the interior temperature.
- 2 electromagnetic lock**
An extra electromagnetic lock. One key unlock when power on.
- 3 C6000 touch screen thermostat**
4.3 all-in-one touch screen. 100 programs, each 16 steps. Data storage. Administrator rights.
- 4 Nitrogen filling device**
An additional device for filling Nitrogen. Available to anti-oxidation on your product. Manual adjustable.
- 5 Air outlet extractor**
evacuates the exhaust air into a duct system.
- 6 Air cooling extractor**
Enables cooling the temperature in the working volume at the end of the cycle.
- 7 Entry port φ 60 mm**
Centered on the left side. Allows the passage of cables or sensors.
- 8 Factory calibration certificate**
1 temperature (105°C, 150°C or 200°C). Measurement at 9 points in the working chamber (according to FD X 15-140).
- 9 Homogeneity control certificate**
1 temperature (105°C, 150°C or 200°C). Measurement at 9 points in the working chamber (according to FD X 15-140).

ACCESSORIES



1 Shelf with guide bars




2 Shelf 60kg with guide bars



3 Subframe with feet



4 Subframe with castors



5 Stacking kit



6 Recovery tray



7 Portable paperless graphic recorder 2 or 4 channels



8 Thermocouple J probe

- 1 Shelf with guide bars**
Max. distributed loading : 30 kg.
- 2 Or reinforced shelf: max. distributed loading 60 kg**
- 3 Subframe with feet / with castors**
Except XUE032, XUE686 and XUE980. Elevates the oven for a more comfortable loading. Height adjustable feet. 2 castors with brake.
- 5 Stacking kit**
Only for XUE032 to XUE112. To stack 2 ovens same volume
- 6 Recovery tray**
Stainless steel, height: 20mm. Protects the floor of the oven
- 7 Portable paperless graphic recorder**
Full color screen display. Real monitoring of temperature changes. With USB plugs, 2 or 4 connectors for mobile sensors.
- 8 Thermocouple J probe length 3 m**
Length 3 m, with plug. Accessory for recorders.



XUE490

XUE686

XUE980

TECHNICAL DATA

	XUE032	XUE058	XUE112	XUE225	XUE343	XUE490	XUE686	XUE980
Working volume (L)	32	58	112	225	343	490	686	980
SIZES								
Internal width (mm)	300	400	500	500	700	700	700	1000
Internal depth (mm)	270	360	450	450	700	700	700	700
Internal height (mm)	400	400	500	1000	700	1000	1400	1400
External width* (mm)	464	564	664	664	864	864	864	1164
External depth* (mm)	566	656	746	746	1092	1092	1092	1092
External height* (mm)	712	712	812	1312	1012	1312	1712	1712
Floor height with subframe option	-	900	850	600	750	600	-	-
Weight, empty (kg)	39	50	65	84	123	148	178	258
Number of door	1	1	1	1	1	1	1	2
PERFORMANCES								
Temperature range (°C)	Ambient temperature + 10°C up to 300°C							
Controller temperature fluctuation (+/- °C)	< 0.2							
Number of fans	1	1	1	2	1	1	2	2
Maximum rate of air exchange (m ³ /h)	6	6	6	6	10	10	40	40
Number of air outlet	1	1	1	1	1	1	1	1
Ø outside air outlet (mm)	36						63	
ELECTRICAL DATA								
Heating power (W)	1000	1500	1500	2000	3000	3000	4000	6000
Power	230V ~1P 50/60Hz				230V ~1P 50Hz			400V ~3P +N 50Hz
Amperage connection (A)	10	10	10	10	16	16	20	10
SHELVES (2 provided)								
Maximum number inside the oven	6	6	8	17	11	17	25	25
Shelves sizes (WxD) (mm)	270x240	370x330	470x420	470x420	670x670	670x670	670x670	970x670
Maximum load on a shelf / in the oven (kg)	30 / 60	30 / 60	30 / 60	30 / 120	30 / 100	30 / 160	30 / 160	30 / 180

* Some options may change the oven sizes